WEST VIRGINIA
Community & Technical
COLLEGE SYSTEM

West Virginia Council for Community & Technical College Education

---

AGENDA

December 3, 2026

9:30 a.m.

Members

Steve Roberts, Chair
Tracy Miller, Vice Chair
Robert Brown, Secretary
William Baker
Clinton Burch
Christina Cameron
Christine Davies
Michael Farrell
Joseph Oliverio
Diane Strong

Sarah Armstrong Tucker, Chancellor

AGENDA

December 3, 2026
9:30 am
Zoom Meeting

https://wvcolleges.zoom.us/j/88231569285?pwd=Wkmce97QWcJ8Zcvp5EuxXl7rMzmRuY.1&from=addon

To join by computer or mobile device:
Copy and paste the link into your web browser.
Meeting ID: 882 3156 9285
Passcode: 076419
To join by phone:
Dial: 1-312-626-6799
When joining by phone, use *6 to mute and unmute.

Call to Order

1. *Approval of October 14, 2026, meeting minutes of the WV Council for Community and Technical College Education ..... pg 3
2. Advisory Council of Faculty Annual Presentation
3. Advisory Council of Students Annual Presentation
4. FY 2026 Financial Aid Comprehensive Report..... pg 5
5. Fall 2026 Enrollment Report ..... pg 8
6. *FY 2026 Consolidated Audit Report ..... pg 9
7. *Return of Power to Southern West Virginia Community and Technical College Board of Governors..... pg 18

Additional Comments/Chancellors Report

Upcoming Meetings

Council Meeting

Date:	January 21, 2027
Time:	9:30 a.m.
Location:	Zoom

Adjournment

MINUTES

WEST VIRGINIA COUNCIL FOR
COMMUNITY AND TECHNICAL COLLEGE EDUCATION

October 14, 2026

A regular business meeting of the West Virginia Council for Community and Technical College Education was held at Stonewall Resort in Roanoke, West Virginia beginning at 3:00 p.m. Council members present in-person were: Bill Baker, Bob Brown, Tracy Miller, Joseph Oliverio, and Steve Roberts. Joining by telephone were: Christine Davies and Diane Strong. Absent were: Clinton Burch, Christina Cameron and Michael Farrell. Also in attendance were Council staff and community and technical college presidents.

Call to Order

Chairman Steve Roberts called the meeting to order, noting a quorum was present.

1. Approval of Minutes

Mr. Baker moved the adoption of the minutes from the August 13, 2026, meeting of the West Virginia Council for Community and Technical College Education.

Mr. Brown seconded the motion. Motion carried.

2. Academic Fees Eligible for WV Invests Grant Program

Mr. Brown moved the adoption of the following resolution.

Resolved, That the West Virginia Council for Community and Technical College Education approves the academic fees eligible for the West Virginia Invests Grant program.

Ms. Miller seconded the motion. Motion carried.

Additional Comments/Chancellor's Report

Chancellor Tucker thanked Angie Kerns and Molly George Cassis for their work on the Association of Community College Trustees' (ACCT) Governance Leadership Institute held at Stonewall Resort on October 13 and 14, 2026. Dr. Tucker extended her appreciation to those presidents, institutional board of governors' members and Council members who attended the training.

Councilman Joseph Oliverio announced that he has been appointed to the ACCT Coordinators Network as West Virginia's State Coordinator. Mr. Oliverio will represent West Virginia in this role

by connecting the ACCT Board of Directors and staff with individual member community and technical college institutions.

During his three-year term, he will concentrate on the following three goals:

- **Communication Link:** Passing information, policy updates, and legislative priorities between ACCT Regional Chairs and local member boards.
- **Member Solicitation and Retention:** Engaging non-member boards and supporting existing community college boards within their state or region.
- **Regional Input:** Gathering feedback from local trustees to shape ACCT's association products, advocacy efforts, services, and activities.

There being no further business, the Council meeting was adjourned.

Upcoming Council Meeting

Council Meeting:	December 3, 2026
Time:	9:30 a.m.
Location:	Virtual Meeting via Zoom

_____

Steve Roberts, Chairman

_____

Bob Brown, Secretary

West Virginia Council for Community and Technical College Education
Meeting of December 3, 2026

ITEM:	FY 2026 Financial Aid Comprehensive Report
INSTITUTIONS:	All
RECOMMENDED RESOLUTION:	Information Item
STAFF MEMBER:	Tana Pendell

BACKGROUND:
In accordance with West Virginia Code §18C-1-1f, this report represents the eighteenth annual Financial Aid Comprehensive Report. It contains (a) descriptions of and changes to West Virginia aid programs, (b) policy recommendations for West Virginia aid programs, and (c) longitudinal data about recipients of state financial aid. The Financial Aid Comprehensive Report, coupled with data published on the online higher education data portal, provides a comprehensive view of the principal sources of financial aid at West Virginia colleges and universities. It should be noted that the data presented are for the 2025-26 academic year.

PROGRAM CHANGES:
HB 5212 passed the legislature during the 2026 legislative session to simplify and streamline several state financial aid programs. The Higher Education Adult Part-time Student Grant program was merged into the West Virginia Higher Education Grant Program. Both were need-based programs, and it resulted in a student not having to apply for another program if their enrollment status changed. Students can utilize the West Virginia Higher Education Grant regardless of whether they are full-time or part-time.

Another change from HB5212 was the elimination of the core grade point average as a requirement for the Promise Scholarship. The core grade point average was never reported to students or parents on a report card or transcript so was very difficult for a family to know if they met the core grade point average requirement of 3.0. The Promise Scholarship will continue to require at least a 3.0 overall grade point average.

The legislation also made changes to the Medical Student Loan Program to increase utilization and to the Health Science Service Program and Mental Health Provider Loan Repayment Program to streamline the process for recipients.

POLICY REFLECTIONS AND RECOMMENDATIONS:

PROMISE Scholarship Program
The standardized test score requirement to qualify for Promise for the Class of 2027 was simplified by removing the minimum subscore requirement on the ACT and SAT test. ACT

had made the science section optional for students and was removed from calculating the ACT composite. Therefore, the science section is no longer considered when determining eligibility for Promise to remove the confusion. The ACT composite score is now calculated the same as how Promise eligibility is calculated using only the Reading, English, and Math subscores. Students continue to be able to use superscoring to meet the standardized test score requirement. The award amount was maintained at $5,500 for 2025-26.

Higher Education Grant Program
The Higher Education Student Financial Aid Advisory Board recommended that the maximum award for 2026-27 be set at $3,400 for students with a Student Aid Index (SAI) of under 13,000. Starting with the 2026-27 award year students can now be either part-time or full-time and receive the Higher Education Grant.

Financial Aid Simplification
The West Virginia Higher Education Policy Commission began working with HCM Strategies in January 2025 to simplify the state's financial aid programs. Throughout the year, feedback was gathered from various stakeholders, including high school counselors, financial aid administrators, institutional leadership, and students on what works and what is complicated with the state financial aid programs. This led to passage of HB 5212 to simplify state financial aid programs.

DATA HIGHLIGHTS:

PROMISE Scholarship Program

- The number of Promise scholarship recipients rose slightly, from 8,858 in 2024–25 to 8,913 in 2025–26. Total scholarship expenditure also increased modestly, from $46,611,443 to $46,774,330 over the same period.

- In 2025–26, approximately 90.9% of Promise recipients enrolled at four-year public institutions. Nearly half of recipients attended West Virginia University (49.6%), while 20.3% attended Marshall University. Public community and technical colleges enrolled 3.8% of Promise scholars.

Higher Education Grant Program (HEGP)

- HEGP participation declined from 16,704 recipients in 2024–25 to 13,555 in 2025–26. Total awards fell from $95.2 million to $39.6 million, while the average award decreased from $5,698 to $2,921.

- The comparatively high number of recipients and funding in 2024–25 largely reflected additional appropriations from the West Virginia Legislature intended to address uncertainty surrounding implementation of the new 2024 FAFSA. As part of this temporary increase, the maximum HEGP award rose from $3,400 to $6,800 for 2024–25. For 2025–26, the maximum award returned to $3,400.

West Virginia Invests Grant

- West Virginia Invests Grant participation grew from 1,190 recipients in 2024–25 to 1,511 in 2025–26. Total grant funding increased from $5,109,844 to $6,451,402. The average award amount remained largely unchanged, approximately $4,270 annually.

- The largest proportions of grant recipients were enrolled at Pierpont Community and Technical College, BridgeValley Community and Technical College, and Blue Ridge Community and Technical College.

Higher Education (HEAPS) Workforce Development Component Grant Program

- HEAPS Workforce Development Component participation declined from 1,122 students in 2024–25 to 996 in 2025–26. Total funds awarded also fell, from $1,620,105 to $1,228,024.

- The average award decreased from $1,446 to $1,233.

- In 2025–26, 94.0% of HEAPS Workforce recipients were enrolled at public two-year institutions. Public vocational and technical centers served 2.2% of recipients, while private for-profit institutions enrolled 3.8%.

STAND Program

- The STAND Program supports West Virginia residents who are enrolled in an apprenticeship or working as journey workers by helping them complete the coursework required to earn an Associate of Applied Science degree in Skilled Trades.

- In 2025-2026, a total of 181 applications were received for the program. The number of eligible students was 49 and 31 of those enrolled in an eligible institution and received funding.

West Virginia Council for Community and Technical College Education
Meeting of December 3, 2026

ITEM: Fall 2026 Enrollment Report

INSTITUTIONS: All

RECOMMENDED RESOLUTION: Information Item

STAFF MEMBER: Zorrie Georgieva

BACKGROUND:

The presentation of the Fall 2026 Enrollment Report will provide an analysis of preliminary enrollment data collected through the Fall Census 2026 data collection. The report will examine statewide and institution-level enrollment patterns, compare Fall 2026 results with prior years, and identify notable changes across student populations. Data regarding the following trends will be included:

- Fall 2026 enrollment data and national undergraduate enrollment trends
- Institutional and state-wide enrollment including total credit headcount and full-time-equivalent (FTE) enrollment, with comparisons to prior fall semester
- Student populations - first-time freshman enrollment, traditional-age undergraduates enrollment, and adult undergraduates (25 and older)
- Dual-enrollment – high school student enrollment, trends and subsequent college matriculation patterns
- Persistence and retention rates
- Transfer Patterns
- Student Demographics and notable changes in enrollment trends based on demographics

WV Council for Community and Technical College Education
Meeting of December 3, 2026

ITEM:	FY 2026 Consolidated Audit Report
INSTITUTIONS:	All
RECOMMENDED RESOLUTION:	*Resolved,* That the West Virginia Council for Community and Technical College Education accepts the audit of the Council's Combined Financial Statements for the Fiscal Year ended June 30, 2026.
STAFF MEMBER:	Misty Price

BACKGROUND:

The Higher Education Policy Commission (Commission) is statutorily charged with the preparation of audited financial statements for West Virginia's Higher Education Fund (Fund). The Fund is made up of all activities related to institutional operations of Commission and the West Virginia Council for Community and Technical College Education (Council) member institutions. Each institution is independently audited as part of the Fund Statement. A combined financial statement is issued for the Community and Technical College System (System) which includes the Council and the community and technical colleges. The Council is charged with approving the System's financial statements. The audit is completed by CliftonLarsonAllen, LLP under a contractual arrangement with the Commission. CliftonLarsonAllen subcontracted with Suttle and Stalnaker, PLCC, to complete audits for the Council and most of its institutions. The ultimate responsibility for performance is with CliftonLarsonAllen.

Staff compiled this report with two goals in mind:

1. To provide the Council with an understanding of the audit process.
2. To provide ratio analysis of data contained within the System Statement and the statements of the member institutions.

Staff believe that the overall status of the System is sound, although there are areas that should be monitored to ensure its continued viability.

The Audit Process

Independent auditors' reports on internal control over financial reporting and on compliance, and other matters based on an audit of financial statements performed in accordance with government auditing standards, were issued for all financial reports. The combined financial statements, as well as the financial statements for each institution, the Commission, and the Council can be viewed on the Commission's website at:
https://www.wvhepc.edu/resources/purchasing-and-finance/financial-statements-2026/

Summary of Financial Results

A summary of the financial information for the System is provided in this section. As a point of reference, the dollar amounts numbers are presented in thousands.

Net Position

The Net Position is the total assets and deferred outflows less the total liabilities and deferred inflows of the System. The net position of the System increased in fiscal year 2026 by $10.7 million. This follows an increase of $19.1 million in fiscal year 2025.

Net Position (in 000s)			
	FY 2025	FY 2026	Change
Net Position	$346,874	$357,584	$10,710
Current cash and cash equivalents	134,495	126,055	-8,440
Appropriations due from Primary Government	16,852	19,247	2,395
Due from the Commission	826	1,056	230
Capital Assets, net of depreciation	238,380	248,752	10,372
Accrued Liabilities	8,387	8,039	-348
Unearned Revenue and Deposits	25,016	19,488	-5,528
Funds due to West Virginia Development Office	1,334	1,267	-67

Tuition and Fee Revenue

Total student tuition and fee revenues net of the scholarship allowance increased $821,608 in FY 2026 after a $458,993 decrease in FY 2025. In FY2026, the change in net tuition and fees was principally a result of an increase in the scholarship allowance. Gross tuition continues to increase while overall enrollment is generally stable or growing at an institutional level.

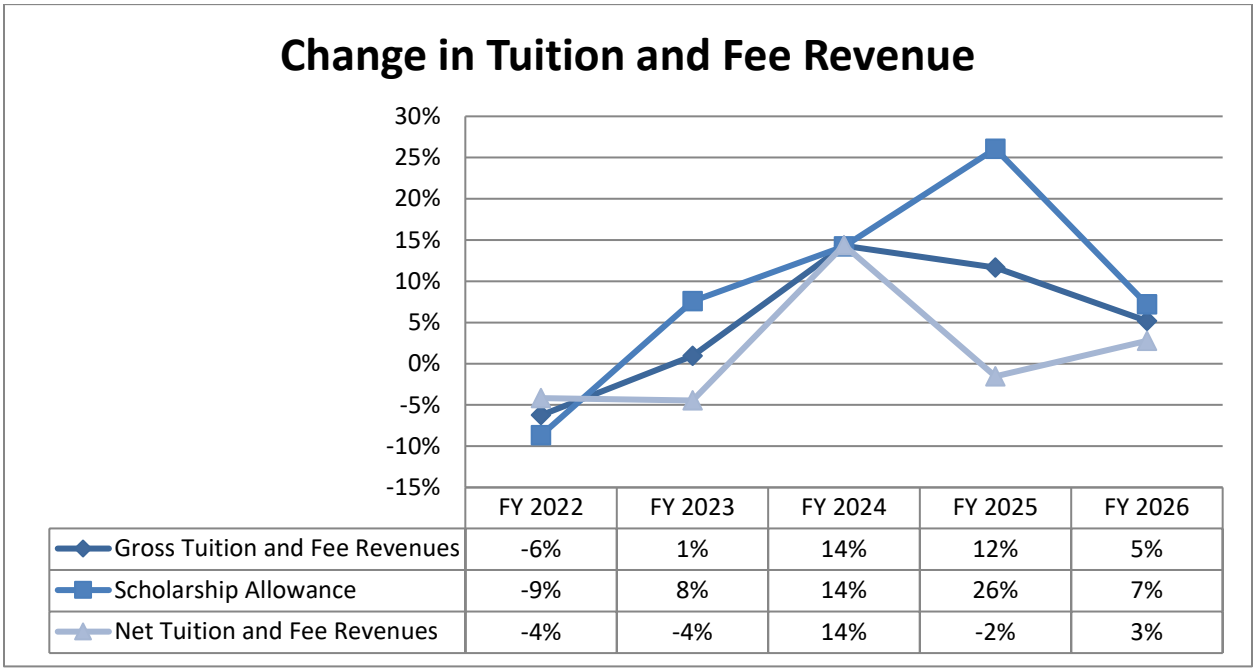

	FY 2022	FY 2023	FY 2024	FY 2025	FY 2026
Gross Tuition and Fee Revenues	-6%	1%	14%	12%	5%
Scholarship Allowance	-9%	8%	14%	26%	7%
Net Tuition and Fee Revenues	-4%	-4%	14%	-2%	3%

Operating Expenses

Operating expenses totaled $188 million in fiscal year 2026 compared to $193.6 million in fiscal year 2025, a decrease of $5.6 million. The decrease is mostly attributed to a $12.4 million decrease in student financial aid, scholarships and fellowships, returning to normal levels after the allocation of one-time funding for additional scholarships in FY 2025.

Operating Expenses (in 000s)							
	FY 2021	FY 2022	FY 2023	FY 2024	FY 2025	FY 2026	Change
Salaries and Wages	$73,331	$73,969	$76,788	$82,207	$85,457	$86,709	$1,252
Benefits	11,776	8,089	12,059	16,331	21,848	23,445	$1,597
Supplies and Other Services	33,121	37,112	39,638	40,277	39,920	43,655	$3,735
Utilities	3,710	3,883	4,107	4,319	4,354	4,514	$160
Student Financial Aid- Scholarships and Fellowships	22,662	38,286	17,027	18,975	27,345	15,091	-$12,254
Depreciation and Amortization	12,294	12,237	13,253	13,539	14,374	14,453	$79

Operating Expenses Percent Increase/Decrease						
	FY 2021	FY 2022	FY 2023	FY 2024	FY 2025	FY 2026
Salaries and Wages	-0.90%	0.87%	3.81%	7.06%	3.95%	1.47%
Benefits	-23.36%	-31.31%	49.08%	35.43%	33.78%	7.31%
Supplies and Other Services	-1.56%	12.05%	6.81%	1.61%	-0.89%	9.36%
Utilities	-1.59%	4.66%	5.77%	5.16%	0.81%	3.67%
Scholarships and Fellowships	9.50%	68.94%	-55.53%	11.44%	44.11%	-44.81%
Depreciation and Amortization	10.12%	-0.46%	8.30%	2.16%	6.17%	0.55%

Analysis: Ratios and Financial Information

The purpose of this section is to provide a summary and analysis of the data included in the System's financial statements. Only financial information is provided; therefore, this information should be combined with key performance indicators in other areas such as academics, and student and faculty satisfaction to acquire a more complete understanding of institutional strength.

To ascertain the financial health of a college, four questions should be asked:

1. Are resources sufficient and flexible enough to support the mission?
2. Does financial asset performance support the strategic direction?
3. Do operating results indicate the institution is living within available resources?
4. Is debt managed strategically to advance the mission?

To answer these questions, objective financial data should be analyzed within the context of the institutions' strategic plans. These plans are often influenced by the political and economic environment within which the institutions operate.

To address the four questions listed above, a financial analysis is presented using the Composite Financial Index (CFI) and several other ratios.[1] The CFI calculation uses the primary reserve, net operating revenue, return on net assets, and viability ratios. These ratios are converted into strength factors which in turn are weighted to allow summing of the four resulting ratio scores into a single, composite value. The strength factors are limited to a scale of -4 to 10.

Weights are applied to the strength factors. The primary reserve ratio and viability ratio are measures of financial condition based on the expendable net position. The net operating revenues ratio measures an institution's ability to live within its means on a short-term basis. The return on net position assesses a school's capacity to generate overall return against all net resources.

Other ratios were calculated to provide additional insight into the schools' financial health and ability to execute their mission, such as Number of Days Cash and Physical Plant Age.

The *FY 2025 U.S. Public College and University Medians* published by Moody's Investors Service was utilized to provide benchmark data for comparison purposes. The report includes median ratios for each rating category.

The rating category Aa3 was used because the characteristics of the related institutions are similar to those of the System's institutions and is the Commission's current bond rating. It should be noted that Moody's reviews many additional institutional characteristics such as management performance and market factors to determine their ratings. The CFI strength factors were applied to the Moody's median ratios to derive scores for the rating.

Beginning last year, institutions were asked to submit a Financial Data Workbook based on their FY2025 audited financial statements. This workbook aligned the Council's CFI calculation with that of the Higher Learning Commission. The same process was used this year for the FY2026 audited financial statements. This year, through consultation with HLC and NACUBO, updates were made to the Net Operating Revenue calculation in response to the issuance of GASB 103. The workbook included calculation of all the ratios mentioned previously, as well as the ability for institutions to add context for any major year to year fluctuations.

[1]The CFI methodology is described in the *Strategic Financial Analysis for Higher Education* (Seventh Edition), jointly developed and sponsored by Prager, Sealy & Co., LLC, KPMG, LLP and BearingPoint. Inc.

Primary Reserve Ratio

The primary reserve ratio is calculated by dividing an institution's net assets- expendable by it's operating and non-operating expenses.

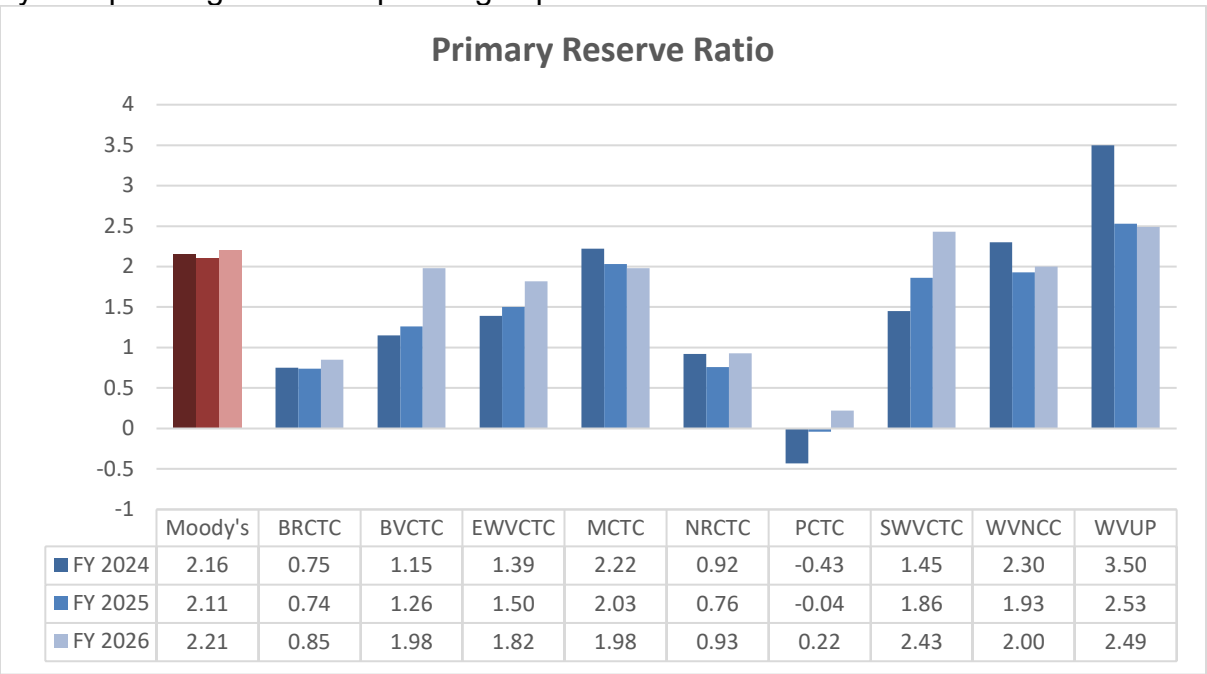

	Moody's	BRCTC	BVCTC	EWVCTC	MCTC	NRCTC	PCTC	SWVCTC	WVNCC	WVUP
FY 2024	2.16	0.75	1.15	1.39	2.22	0.92	-0.43	1.45	2.30	3.50
FY 2025	2.11	0.74	1.26	1.50	2.03	0.76	-0.04	1.86	1.93	2.53
FY 2026	2.21	0.85	1.98	1.82	1.98	0.93	0.22	2.43	2.00	2.49

Net Operating Revenue Ratio

The net operating revenue ratio is calculated by dividing an institution's operating and non-operating revenues and non-capital subsidies by its operating income (loss), non-capital subsidies and net non-operating revenues.

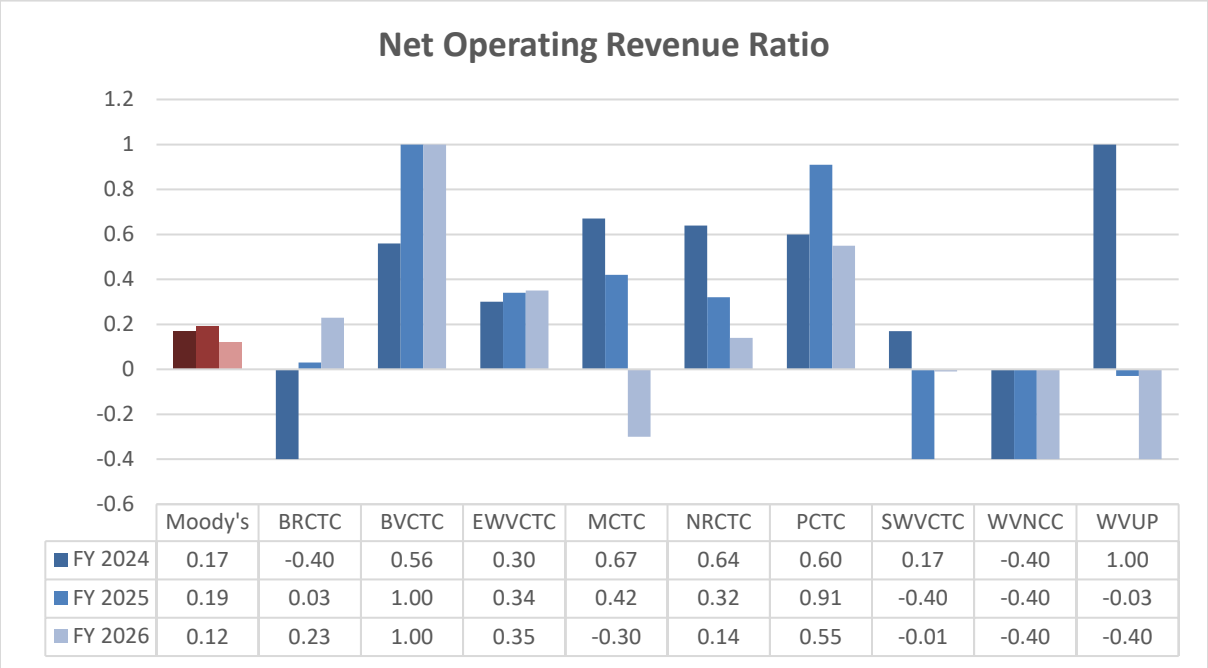

	Moody's	BRCTC	BVCTC	EWVCTC	MCTC	NRCTC	PCTC	SWVCTC	WVNCC	WVUP
FY 2024	0.17	-0.40	0.56	0.30	0.67	0.64	0.60	0.17	-0.40	1.00
FY 2025	0.19	0.03	1.00	0.34	0.42	0.32	0.91	-0.40	-0.40	-0.03
FY 2026	0.12	0.23	1.00	0.35	-0.30	0.14	0.55	-0.01	-0.40	-0.40

Return on Net Assets Ratio

The return on net assets ratio is calculated by dividing an institution's beginning net assets by the change in net assets.

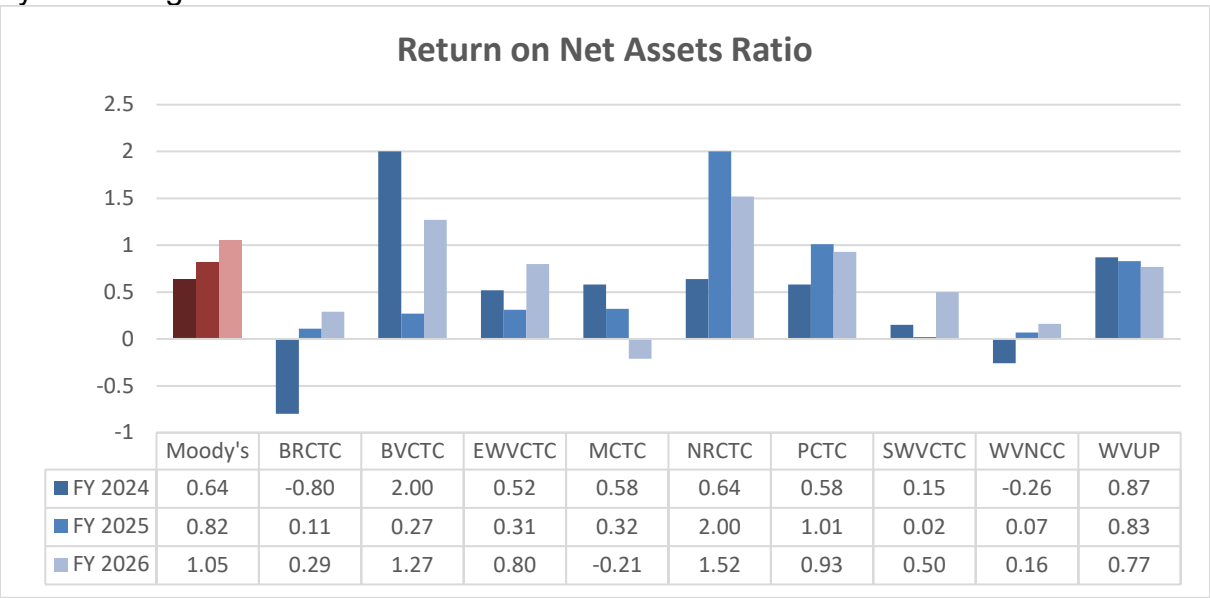

	Moody's	BRCTC	BVCTC	EWVCTC	MCTC	NRCTC	PCTC	SWVCTC	WVNCC	WVUP
FY 2024	0.64	-0.80	2.00	0.52	0.58	0.64	0.58	0.15	-0.26	0.87
FY 2025	0.82	0.11	0.27	0.31	0.32	2.00	1.01	0.02	0.07	0.83
FY 2026	1.05	0.29	1.27	0.80	-0.21	1.52	0.93	0.50	0.16	0.77

Viability Ratio

The viability ratio was calculated by dividing an institution's expendable net assets by its long term debt or total project-related debt.

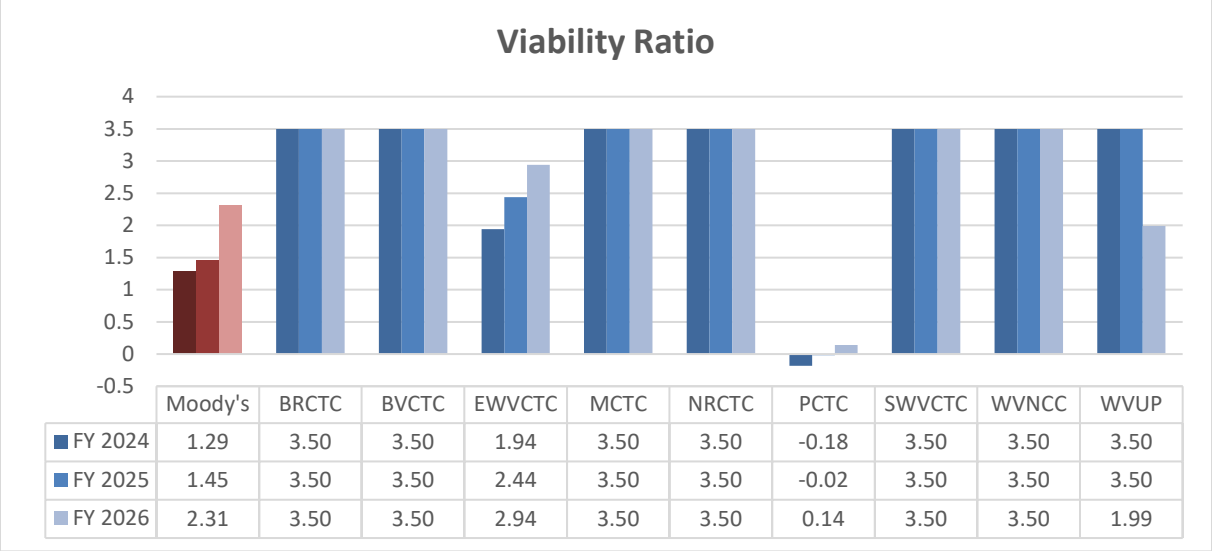

	Moody's	BRCTC	BVCTC	EWVCTC	MCTC	NRCTC	PCTC	SWVCTC	WVNCC	WVUP
FY 2024	1.29	3.50	3.50	1.94	3.50	3.50	-0.18	3.50	3.50	3.50
FY 2025	1.45	3.50	3.50	2.44	3.50	3.50	-0.02	3.50	3.50	3.50
FY 2026	2.31	3.50	3.50	2.94	3.50	3.50	0.14	3.50	3.50	1.99

Composite Financial Index

The four ratio scores were combined to determine the CFI. The CFI must be assessed considering the strategic direction for each institution. Strong financial results are not beneficial unless resources are deployed effectively to advance mission specific goals and objectives. These indices are best used to track institutional performance, both historically and as a planning tool, over a long-time horizon, rather than compare to other institutions, as each institution is unique in terms of specific goals, objectives and funding composition.

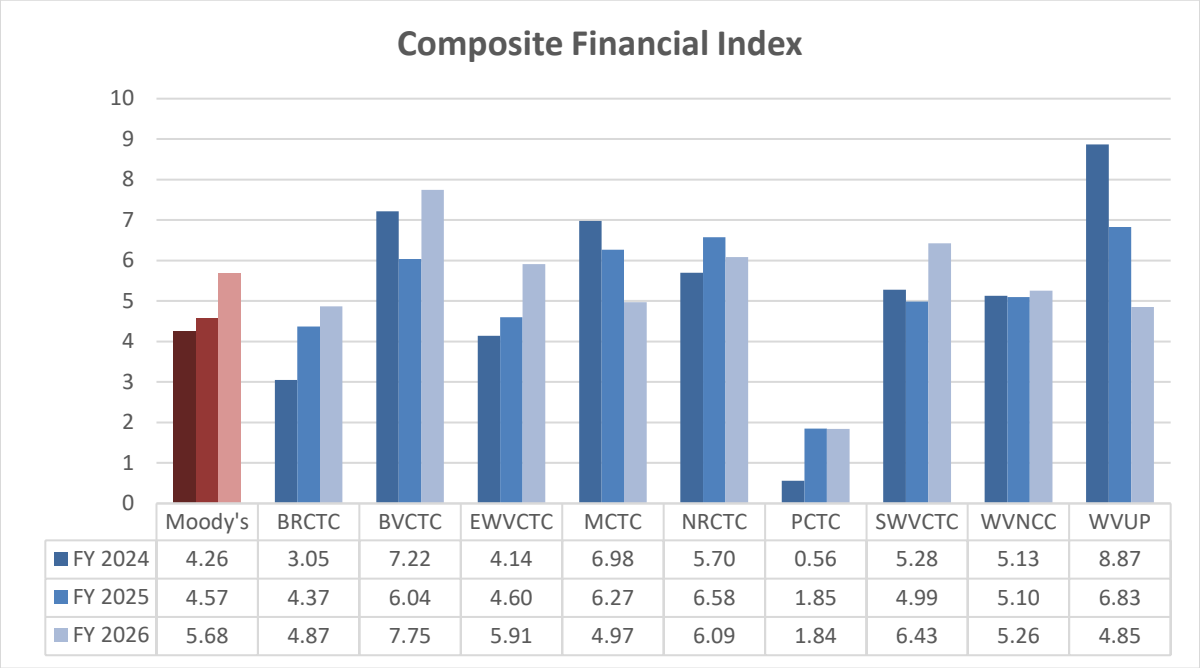

	Moody's	BRCTC	BVCTC	EWVCTC	MCTC	NRCTC	PCTC	SWVCTC	WVNCC	WVUP
FY 2024	4.26	3.05	7.22	4.14	6.98	5.70	0.56	5.28	5.13	8.87
FY 2025	4.57	4.37	6.04	4.60	6.27	6.58	1.85	4.99	5.10	6.83
FY 2026	5.68	4.87	7.75	5.91	4.97	6.09	1.84	6.43	5.26	4.85

Number of Days Cash

The number of days cash ratio was calculated to provide additional liquidity analysis. This ratio is calculated by multiplying the institutions' June 30 cash balances by 365 and dividing the result into total expenses less deprecation, OPEB, and pension liability related expenses.

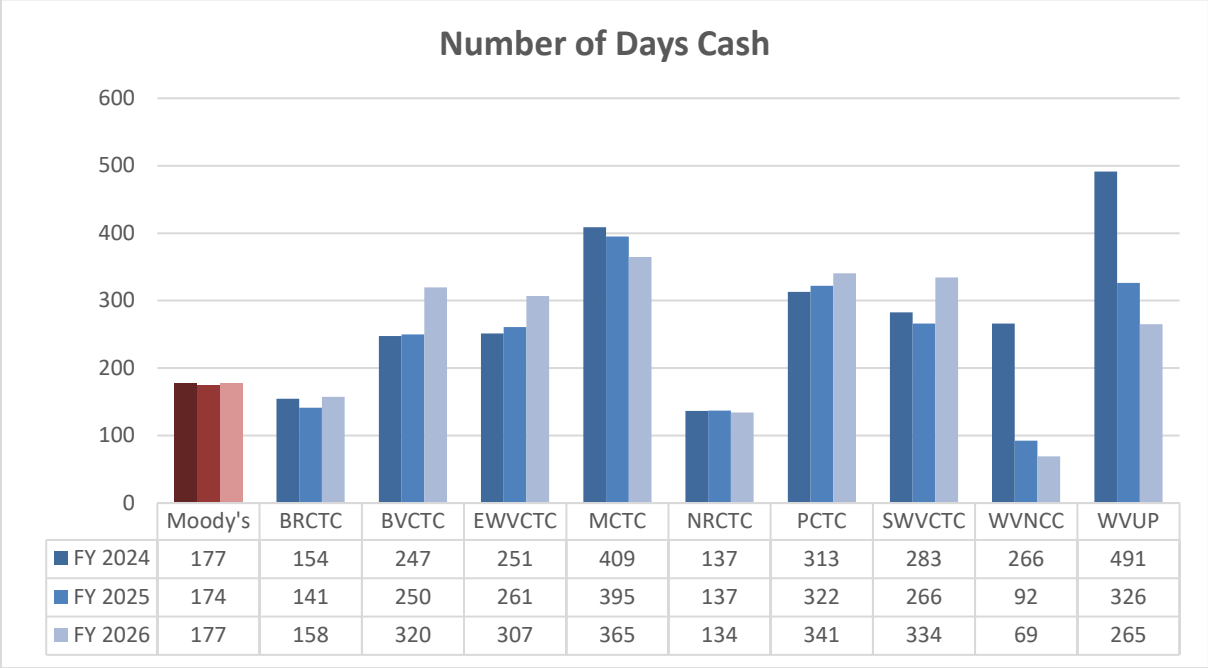

	Moody's	BRCTC	BVCTC	EWVCTC	MCTC	NRCTC	PCTC	SWVCTC	WVNCC	WVUP
FY 2024	177	154	247	251	409	137	313	283	266	491
FY 2025	174	141	250	261	395	137	322	266	92	326
FY 2026	177	158	320	307	365	134	341	334	69	265

Physical Plant Age

The physical plant age was calculated to estimate the adequacy of institutions' physical resources. This ratio is computed by dividing the annual depreciation expense by the accumulated depreciation. While not the only indication of need, physical plant age is used to evaluate the condition, remaining useful life, and financial depreciation of an organization's buildings and infrastructure. This evaluation is used in determining long term capital project planning when additional deferred maintenance funding is available.

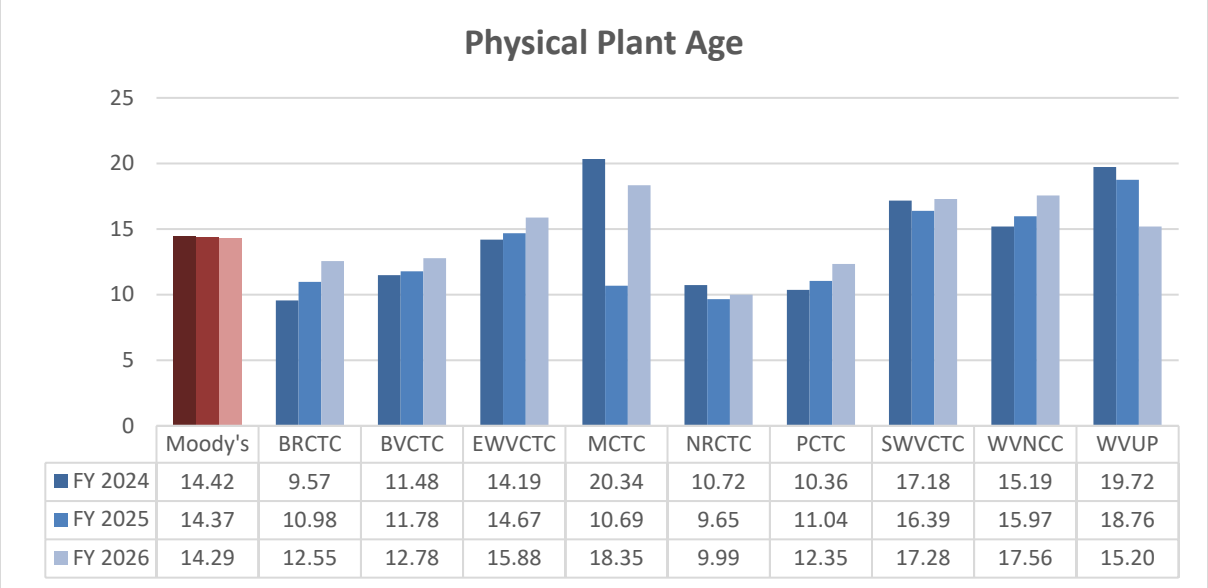

	Moody's	BRCTC	BVCTC	EWVCTC	MCTC	NRCTC	PCTC	SWVCTC	WVNCC	WVUP
FY 2024	14.42	9.57	11.48	14.19	20.34	10.72	10.36	17.18	15.19	19.72
FY 2025	14.37	10.98	11.78	14.67	10.69	9.65	11.04	16.39	15.97	18.76
FY 2026	14.29	12.55	12.78	15.88	18.35	9.99	12.35	17.28	17.56	15.20

Conclusion

While the majority of colleges within the System maintain sound financial health, certain institutions face challenges regarding the sufficiency of their financial resources. Most schools effectively manage operations within their available budgets. Many Council institutions benefit from relatively new facilities and improvements to existing facilities due to recent funding for deferred maintenance projects. Increased operating costs remain a challenge, so institutions must secure or grow revenue and allocate resources wisely to sustain operations.

WV Council for Community and Technical College Education
Meeting of December 3, 2026

ITEM:	Restoration of Specific Powers of the Southern West Virginia Community and Technical College Board of Governors
INSTITUTION:	Southern West Virginia Community and Technical College
STAFF MEMBER:	Joseph Jenkins

RECOMMENDED RESOLUTION:

WHEREAS, the West Virginia Council for Community and Technical College Education ("Council") has a statutory responsibility to provide oversight and ensure the effective governance of institutions under its jurisdiction, including Southern West Virginia Community and Technical College ("Southern");

WHEREAS, the Council had grave concerns regarding the ongoing instability and dysfunction in the governance of Southern, and as a result, on April 7, 2025, exercised its authority under West Virginia Code §18B-2B-6(e) to withdraw from Southern's Board of Governors those specific powers and duties to appoint, dismiss and oversee the president of the institution, granted to it under West Virginia Code §18B-2A-1 *et seq.*, for a period not to exceed two years;

WHEREAS, through the Council's successive appointment of two interim presidents at Southern and the Governor's appointment of new members to the Board of Governors, Southern has exemplified steady and capable leadership since the Council had taken the extraordinary step to withdraw authority from the institution; and

WHEREAS, the Council further finds that Southern has taken significant steps to rectify its governance issues and is proceeding on a positive path.

NOW, THEREFORE, BE IT RESOLVED, that the West Virginia Council for Community and Technical College Education hereby exercises its authority under West Virginia Code §18B-2B-6(e) to restore to Southern's Board of Governors those specific powers and duties to appoint, dismiss and oversee the president of the institution, granted to it under West Virginia Code §18B-2A-1 *et seq.*.;

BE IT FURTHER RESOLVED, that the Council directs staff to provide appropriate notification to Southern's Board of Governors of the Council's action pursuant to this Resolution

Adopted this 3rd day of December, 2026, by the West Virginia Council for Community and Technical College Education.